

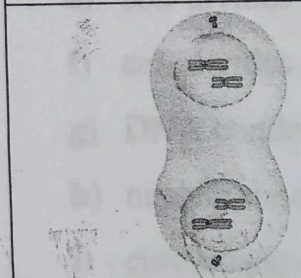
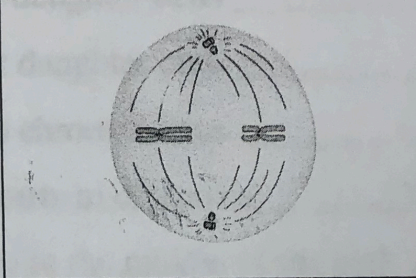
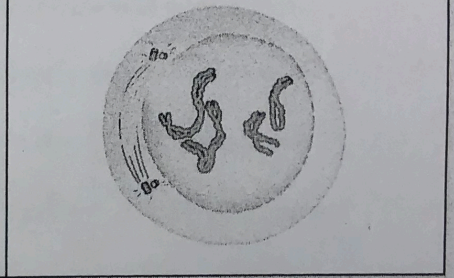
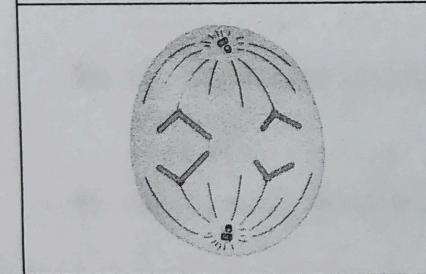
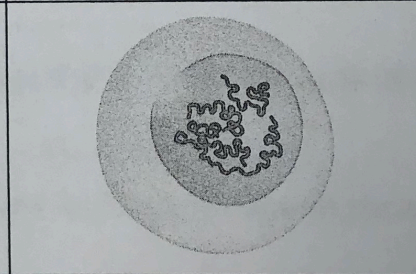
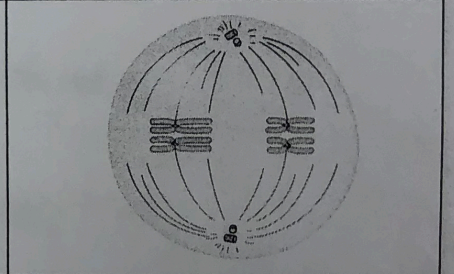
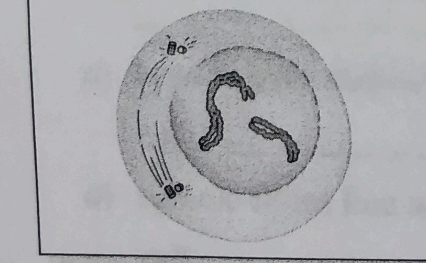
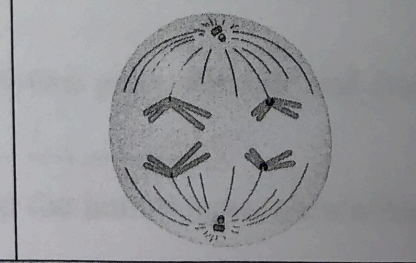
**Meiosis**

Use with textbook pages 49-51.

1. What is the purpose of meiosis?

\_\_\_\_\_

2. Label each diagram with the corresponding stage of meiosis: **anaphase I**, **anaphase II**, **interphase**, **metaphase I**, **metaphase II**, **prophase I**, **prophase II**, **telophase I**, **telophase II**.

<p>a)</p> 	<p>b)</p> 	<p>c)</p> 
<p>d)</p> 	<p>e)</p> 	<p>f)</p> 
<p>g)</p> 	<p>h)</p> 	<p>i)</p> 